LED FLUORESCENCE ILLUMINATOR FM-IS SERIES



FSM-Precision

2020 CATALOGUE

FM-IS1

LED lighting source for fluorescence microscope

- Illumination Source for Microscope Trans/Reflex Ports, Projectors, and Custom Imaging Systems
- Optimized Thermal Management Provides Output Intensity Stability
- Lights the entire viewing area and good brightness control
- Long working life 4X more than mercury lamp
- Features adjustable collimator for homogenous illumination
- Connect to Leica, Motic, Nikon, Olympus and Zeiss microscopes, with adapters

Wavelength Diagrams:

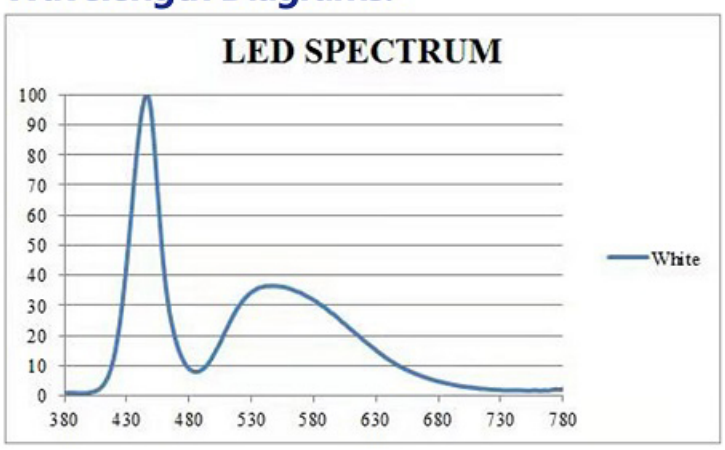

WHITE	
5700k	CRI 70
5700k	CRI 90
4000k	CRI 80
3000k	CRI 80
2700k	
3600k	
6500k	

COLOR
UV
Blue
Green
Red

SPECIFICATIONS	
Wavelength Range	According to the mode
External Power Supply	Universal input 110-240V, 50/60Hz
Output Power Supply	12 V DC, 1 A
Power Consumption	Standby 0.5W
	At 100% intensity-Max approx. 40 W
Operation	Mechanical knob
Humidity	10% to 90%
Dimension Lamp House	156×95×84mm (L×W×H)
Dimension Control Box	133 × 90 ×47 mm(L×W×H)
Weight	Approx. 1,5 kg
I/O Connector	PS/2
Brightness Control	Stepless
Cooling System	Passive cooling system with fan
Lamp House Material	Anodized aluminium
LED Life Span	20000 hours

FM-IS2

LED lighting source for fluorescence microscope

- Illumination Source for Microscope Trans/Reflex Ports, Projectors, and Custom Imaging Systems
- Optimized Thermal Management Provides Output Intensity Stability
- Lights the entire viewing area and good brightness control
- Long working life 4X more than mercury lamp
- Features adjustable collimator for homogenous illumination
- Connect to Leica, Motic, Nikon, Olympus and Zeiss microscopes, with adapters

Wavelength Diagrams:

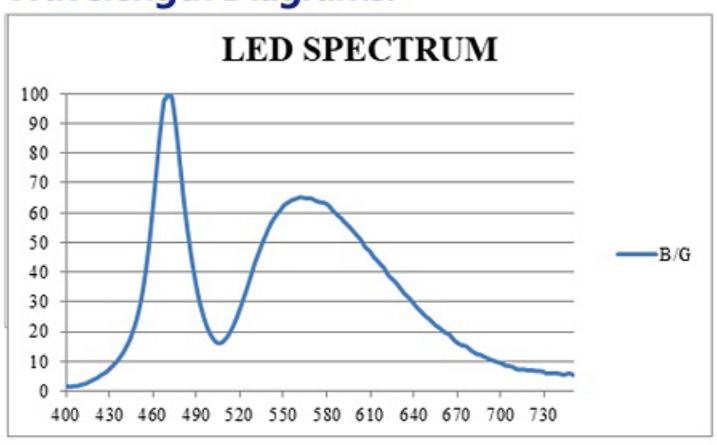

IS2 Standard B&G
B 450-490
G 505-545

IS2 B&V
B 450-490
V 380-420

IS2 G&V
G 505-545
V 380-420

SPECIFICATIONS	
Wavelength Range	According to the mode
External Power Supply	Universal input 110-240V, 50/60Hz
Output Power Supply	12 V DC, 1 A
Power Consumption	Standby 0.5W
	At 100% intensity-Max approx. 40 W
Channel B Peak	471nm
Channel G Peak	562nm
Dimension Lamp House	156×95×84mm (L×W×H)
Dimension Control Box	133 × 90 ×47 mm(L×W×H)
Weight	Approx. 1,5 kg
I/O Connector	PS/2
Brightness Control	Stepless
Cooling System	Passive cooling system with fan
Lamp House Material	Anodized aluminium
LED Life Span	20000 hours

FM-IS3

LED lighting source for fluorescence microscope

- Stability
- Easy Operation
- Single channel Adjust/Shuttle mode
- Broadband light, DAPI to Cy7
- Features adjustable collimator for homogenous illumination
- Connect to Leica, Motic, Nikon, Olympus and Zeiss microscopes, with adapters

Wavelength Diagrams:

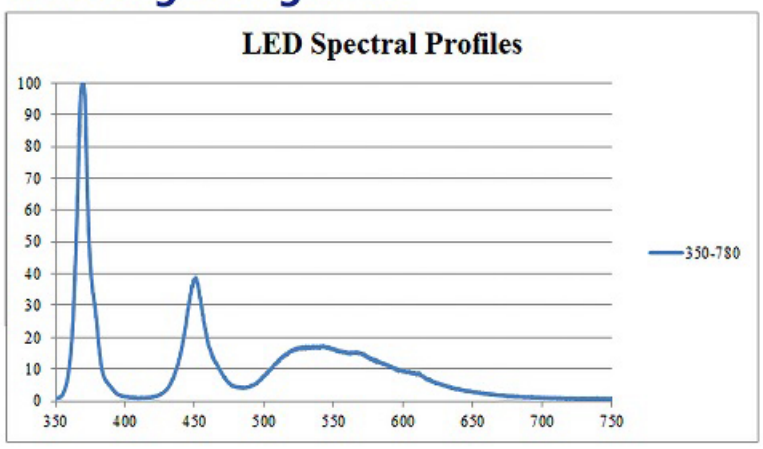

IS3-A

All channels Adjust/Shuttle mode

IS3-B

Single channel Adjust/Shuttle mode

SPECIFICATIONS	
Wavelength Range	330-780
External Power Supply	Universal input 110-240V, 50/60Hz
Output Power Supply	12 V DC, 1 A
Power Consumption	Standby 0.5W
	1 band UV or B at 100% intensity- Max 10W
	1 band G at 100% intensity- Max 40W
	3 band (UV&B&G) at 100% intensity- Max 60W
Dimension Lamp House	122×95×85mm (L×W×H)
Dimension Touch Pad	130×126×20mm (L×W×H)
Brightness Control	Continuous adjusting 0 - 100% 1% increments
I/O Connector	PS/2
Control Method	RS-232 and Globle TTL
Cooling System	Passive cooling system with fan
Lamp House Material	Anodized aluminium
LED Life Span	20000 hours

FM-IS5

LED lighting source for fluorescence microscope

- Multi-wave economic type
- 5 switchable wavelengths
- 16 LED options (330-1100)
- Fast wavelength switching (1ms USB)
- Features adjustable collimator for homogenous illumination
- Connect to Leica, Motic, Nikon, Olympus and Zeiss microscopes, with adapters

Wavelength Diagrams:

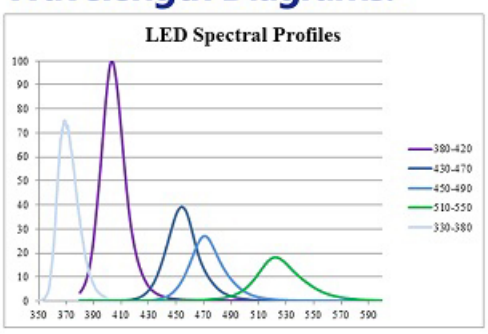

IS5-A
U 365(330-380) V 405(380-420)
B1 450(430-470) B 475(450-490)
G 530(510-550)

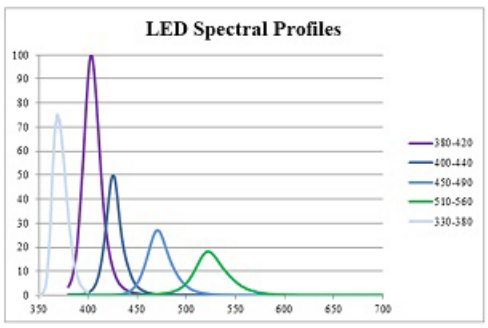

IS5-B
G 510-560 B 450-490
BV 400-440 V 380-420
G 330-380

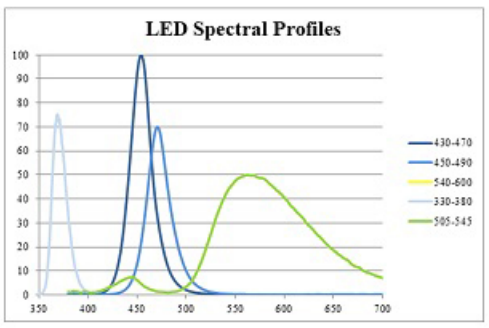

IS5-C
UVA 360-380 BLX 430-465
BDX 430-465 BGX 505-545
GYX 540-600

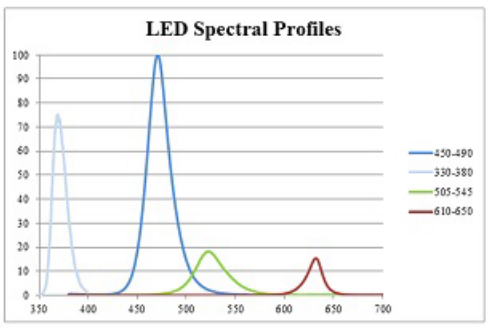

IS5-D
DAPI 360-380 FITC 450-495
Cy3 505-545 Cy5 610-650

SPECIFICATIONS	
Wavelength Range	According to the mode
External Power Supply	Universal input 110-240V, 50/60Hz
Output Power Supply	12 V DC, 1 A
Power Consumption	Standby 0.5W
	1 band U or B or V at 100% intensity- Max 10W
	1 band G at 100% intensity- Max 25W
	1 band BV at 100% intensity- Max 15W
Dimension Lamp House	156×95×84mm (L×W×H)
Dimension Control Box	206×150×76mm (L×W×H)
Dimension Touch Pad	155×95×29mm (L×W×H)
I/O Connector	PS/2
Control Method	RS-232 and Globle TTL
Cooling System	Passive cooling system with fan
Lamp House Material	Anodized aluminium
LED Life Span	20000 hours

FM-IS9

LED lighting source for fluorescence microscope

- Brighter than 100 W halogen equivalent light source
- 9 switchable wavelengths
- 16 LED options (330-1100)
- Fast wavelength switching
- Features adjustable collimator for homogenous illumination
- Connect to Leica, Motic, Nikon, Olympus and Zeiss microscopes, with adapters

Wavelength Diagrams:

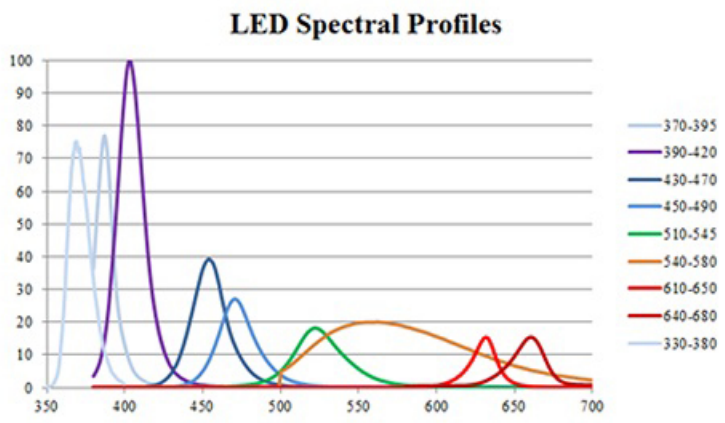

Wavelength Available

365: 330-380	385: 370-400	405: 380-420	425: 400-440
450: 430-470	470: 450-490	488: 470-500	500: 490-510
525: 510-545	560: 545-580	600: 590-610	630: 620-640
660: 650-670	680: 670-690	710: 700-720	730: 720-740

SPECIFICATIONS	
Wavelength Range	According to the mode
External Power Supply	Universal input 110-240V, 50/60Hz
Output Power Supply	12 V DC, 1 A
Power Consumption	Standby 0.5W
	1 band at 100% intensity- Max 10W
Brightness Control	Continuous adjusting 0 - 100% 1% increments
Customize	3/4/5/6/7/8 Channels Available
Dimension Lamp House	124×161×114mm (L×W×H)
Dimension Touch Pad	126×130×20mm (L×W×H)
LED ON/OFF Response Time	1ms
I/O Connector	PS/2
Control Method	RS-232 and Globle TTL
Cooling System	Passive cooling system with fan
Lamp House Material	Anodized aluminium
LED Life Span	20000 hours



Suzhou Flyingman Precision Instruments Co., Ltd.

Add:No.12, Huatuo Rd, SND, Suzhou City, Jiangsu Province, China

Tel:(86)0512-66076021 Fax:(86)0512-66076020

Web:www.fsmprecision.com Email:info@fsmprecision.com